LAYING THE GROUNDWORK BUILDING UP TO THE PRESENT

THE EARLY DAYS

The world's first non-commercial cobalt-60 therapy unit for cancer treatment opens at USask, using radiation for research and treatment.

1951

The Saskatchewan Accelerator Lab opens. It houses the linac, now one of many parts of the synchrotron.

1964

1977
Mike Bancroft gives a talk on his first results from Tantalus at the Synchrotron Radiation Center.



After a successful submission to the National Research Council (NRC), a Canadian Beamline is built at the Canadian Synchrotron Radiation Facility (CSRF) at the Synchrotron Radiation Center at the University of Wisconsin-Madison.

1978

The Canadian Institute for Synchrotron Radiation is created, composed of synchrotron scientists from across the country. The goal: to build a synchrotron for Canada.

CISR
Canadian Institute for Synchrotron Radiation
Institut Canadien du Rayonnement Synchrotron

1990



A peer review committee, administered by the Natural Sciences and Engineering Research Council of Canada and chaired by Alex McAuley (University of Victoria) re-affirmed the need for a light source and recommended that Saskatoon be the site. The council accepted the recommendations of the McAuley committee in November of 1996.

1996

Formal announcement by the Canada Foundation for Innovation that Canadian Light Source Project funding was approved. The formal start of the CLS project was March 31, 1999.

The StarPhoenix
Thursday April 1, 1999
SYNCHROTRON GETS GREEN LIGHT
Field of beams

1999

WHY IS THE CLS IN SASKATCHEWAN?

The University of Saskatchewan was chosen as the site for two key reasons: our existing linac, and the substantial support from the City of Saskatoon, the Province of Saskatchewan, and the University of Saskatchewan.

September 27, 1999
Official sod-turning event andthe start of construction of the main experimental hall.

September 1999

2000

2001

THE CLS GROWS

Representatives from the Government of Canada, Government of Saskatchewan, and Canada Foundation for Innovation preside over the grand opening ceremony.

October 22, 2004

First CLS user Allen Pratt of Natural Resources Canada CANMET Labs using the VLS-PGM beamline.

May 27, 2005

The CLS expands, adding the BMIT Biomedical Imaging beamline and opening a new section of the building.

2008

Construction for the Brockhouse diffraction sector begins, eventually adding three new beamlines and another small building extension.



2012

We reach 10 years of discovery, and light up the facility in blue and purple to celebrate. We hold an open house for the public to tour the facility.



2015

The linear accelerator (linac) is replaced to continue to provide high-quality light to our researchers.



2024