PROTECTING OUR NATURAL WORLD

RECREATING OUTER SPACE TO UNDERSTAND EARTH

Extreme conditions — severe pressure, intense temperatures, and high levels of radiation— exist all over the Earth and beyond. Scientists from the University of Saskatchewan used the CLS to learn more about how extreme conditions, like the vacuum of outer space, affect how water crystallizes into ice. This research could lead to a better understanding of what happens to water and organic molecules in extreme environments on Earth, like oil and natural gas pipelines operating in cold Canadian winters — ultimately improving their efficacy and reliability.

DOI: 10.1021/acs.jpcc.1c08108

USING CORALS TO UNCOVER OUR OCEANS' PAST AND FUTURE

Researchers from the U.S., Japan, and Canada used the CLS to develop a method for determining past ocean temperatures from cultured corals in the lab. The team found that the composition of potassium isotopes in cultured coral is dependent on seawater temperature. These isotopes can show chemical weathering patterns that influenced the carbon cycle over the past millenia. This tells us how carbon quantities in the ocean have changed over time, and how they may change in the future in relation to changing ocean temperatures.

DOI: 10.1016/j.epsl.2022.117595.



Lindsay Eltis and colleage, UBC

BACTERIA TRANSFORM PAPER INDUSTRY WASTE

Getting more useful products out of renewable resources like wood is the goal of scientists who are using Canada's only synchrotron. Researchers from the University of British Columbia are studying how bacteria transform wood-derived compounds into useful chemicals. Harnessing this process could lead to new, eco-friendly biotechnologies. The researchers used the CLS to study an enzyme that breaks down the ring structures found in lignin, a major component of the woody biomass that is burned by the pulp and paper industry. Using synchrotron technology, the team was able to visualize and describe this enzyme for the first time.

DOI: 10.1016/j.jbc.2022.101871.

RISKS OF LEAD EXPOSURE IN GAME HUNTING

Researchers have determined that tiny lead fragments in hunted game meat are far smaller than previous shown and present in concentrations that exceed limits set by human health agencies. Eating meat containing these microscopic particles poses a risk to humans and animals that eat remains behind left by hunters. The scientists compared images from regular X-rays with those generated using synchrotron X-rays. They were able to see particles as small as 50 nanometers which the regular X-rays miss. The solution is simple: hunters should switch to non-lead ammunition, which works just as well and eliminates risk of lead exposure for people and animals.

DOI: 10.1038/s41598-025-20285-2

Adam Leontowich



USING PAPER PULP TO SCRUB WASTE FROM EMISSIONS

Capturing carbon emissions is one of the most exciting emerging tools to fight climate change. Researchers at McGill University have come up with an innovative approach to improve the energy efficiency of carbon conversion, using waste material from pulp and paper production. The technique they've pioneered not only reduces the energy required to convert carbon into useful products, but also reduces overall waste in the environment. The team used our beamlines to observe chemical reactions in real-time, mimicking industrial processes as closely as possible. They hope to expand the range of products that can be made with CO2.

DOI: 10.1039/D3SU00379E

MOLECULAR FINGERPRINT MAY EXPLAIN LIFE'S ORIGIN

Sulphur is essential for all life forms and is a building block of protein. Researchers from Max Planck Institute for Extraterrestrial Physics in Germany used the CLS to analyze how a sulfur-based molecule recently discovered in space moves in response to synchrotron light. Vastly brighter than conventional light sources, the CLS was critical for detecting the faint signals given off by the molecule. Now other researchers can use this "fingerprint" to look for more of the same molecules in distant space. This could enable them to piece together how the molecules for life formed on Earth billions of years ago.

DOI: 10.48550/arXiv.2501.15944



THE FASCINATING FUTURE OF METAL TELLURATE MATERIALS

Identifying the structure of new materials is often the first step to unlocking their potential applications. A research team involving scientists from Finland and Austria recently determined the structure of a new material that has the potential to be used in solar energy, batteries, and splitting water to produce hydrogen. The international group successfully created a single crystal of a metal tellurate compound, making it possible to precisely define its structure with better accuracy than ever before.

DOI: 10.1039/D3NA01106B

RECYCLING PRECIOUS METALS WITH CAPTURED CO2

University of Toronto researchers pioneered a method for using captured carbon dioxide to harvest precious metals from electronic waste such as car batteries, wind turbine magnets, and fluorescent bulbs. Electronic waste is a rich source of vital resources, where they are found at a rate of 20 to 38%. Conventionally mined ores typically only contain 1 to 2% concentrations of rare earth metals. The recycling technique the team has honed involves heating and pressurizing CO2, transforming it into a fluid. Then, it can be used to dissolve and extract critical metals from their surroundings. The big advantage of CO2 is that you don't have to get it very hot to initiate this conversion – only to about 30 degrees Celsius.

DOI: 10.1021/acs.iecr.2c04108



Left to right: U of T researchers Gisele Azimi, Yuxiang Yao, and Jiakai Zhang